

Brand setting guide

Metric



flex^eserve Hub[®]
true hot-holding | maximum versatility

Nuttall

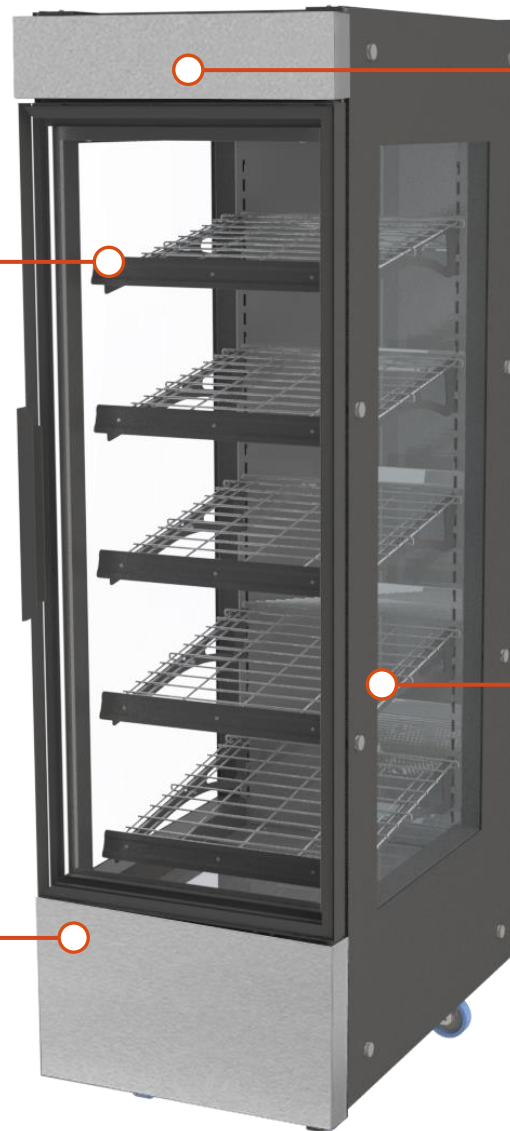
Flexeserve Hub[®] Brand setting guide

Shelf Front

The shelf front within the unit can reflect the finishes and materials of your existing store environment - from wood and metal to vinyl and other textures.

Base Panel

To complement your brand and store environment, the base of the Flexeserve Hub[®] unit can be manufactured in RAL colour, or can incorporate magnetic graphics, vinyl signage or any other materials.



Header

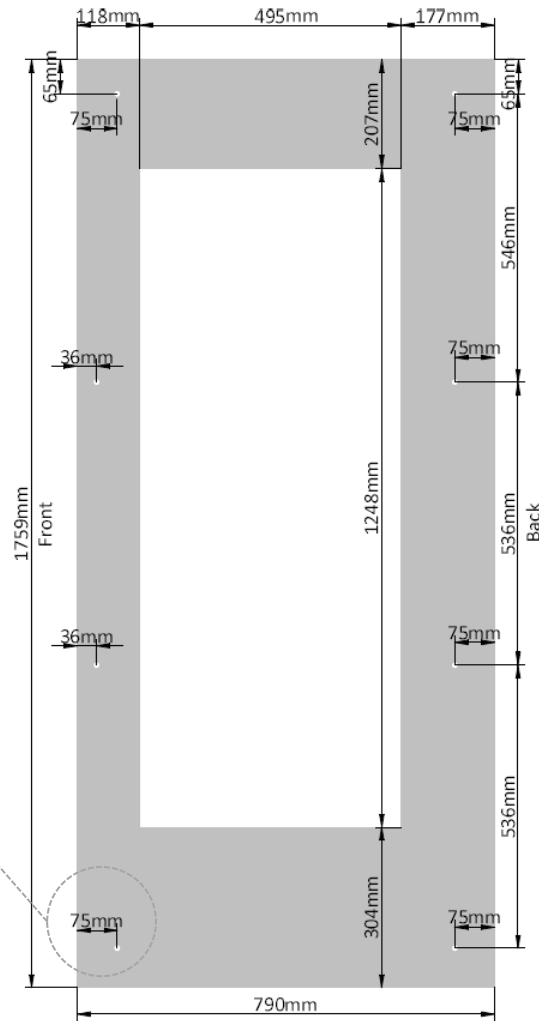
You can add a range of visual effects from illuminated signs, header boards, magnetic signage or vinyl graphics.

End panel


You can further enhance your Flexeserve Hub[®] unit by adding colour or branding to the end panels. Vinyl graphics can be applied directly to the glass.

Standard units are supplied in brushed stainless steel finish with black masked glass end panels.

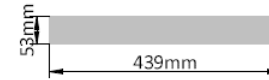
Model 600 Brand setting guide - Metric



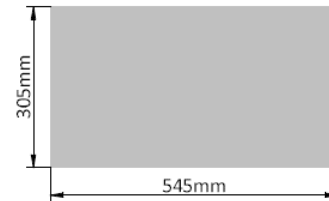
2 x End Panel
Self adhesive vinyl



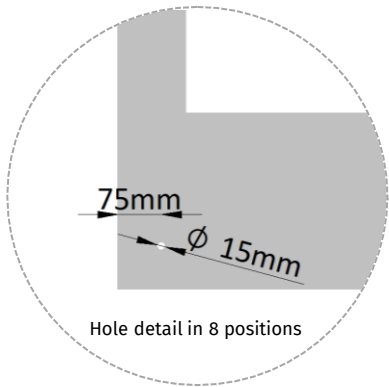
1 x Header
Self adhesive vinyl or magnetic



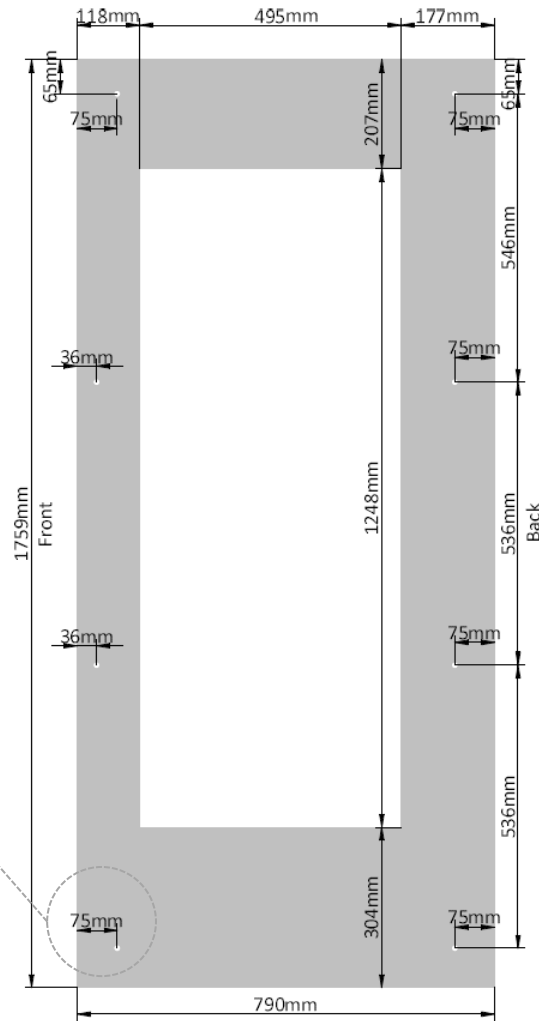
5 x Shelf Front
Laminated PVC




1 x Base Panel
Self adhesive vinyl or magnetic



Model 1000 Brand setting guide - Metric



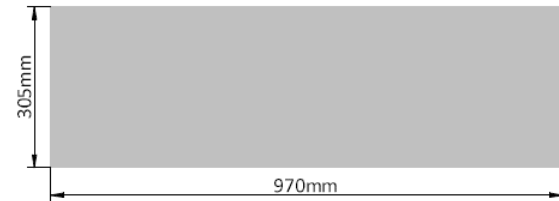
2 x End Panel
Self adhesive vinyl



1 x Header
Self adhesive vinyl or magnetic



10 x Shelf Front
Laminated PVC



1 x Base Panel
Self adhesive vinyl or magnetic

Contact.

For any queries relating to these setting guides, please contact [e] info@flexeserve.com



FLEXESERVE®

The Alan Nuttall Partnership Ltd, Orchard House, Dodwells Road, Hinckley, Leicestershire, United Kingdom LE10 3BZ